



# 2008-2009 GMT Quarterly Report for District (or Undistricted) **District 13 K**



GMT: **STEVEN D SHERER**

Location: **OHIO**

GMT CA: **1 & 2**

## CLUBS

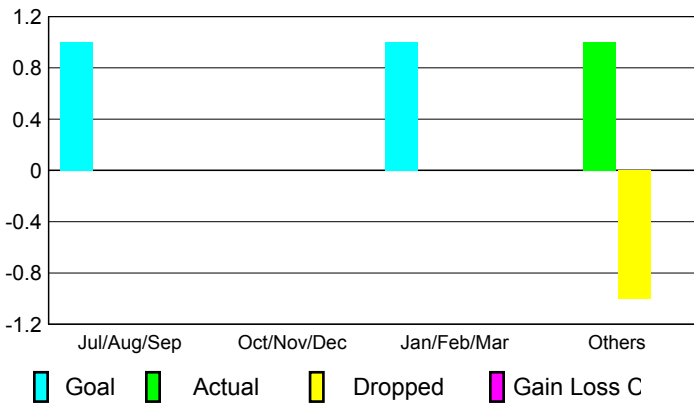
### Club Results 2008-2009

### Clubs 2007-2008

Month	New Club Goal	Actual New Clubs	Actual Dropped Clubs	Gain/Loss of Clubs	Gain/Loss of Clubs
Jul/Aug/Sep	1	0	0	0	0
Oct/Nov/Dec	0	0	0	0	0
Jan/Feb/Mar	1	0	0	0	0
Apr/May/June	0	1	-1	0	0
<b>Totals</b>	<b>2</b>	<b>1</b>	<b>-1</b>	<b>0</b>	<b>0</b>


### Club Results 2008-2009

Goal, New, Dropped, Gain/Loss



### Comparison of Club Gain/Loss

Current Year Compared to the Previous Year



### YTD Status Quo Clubs 2008-2009

Status Quo Clubs Compared to Status Quo Members



## MEMBERSHIP

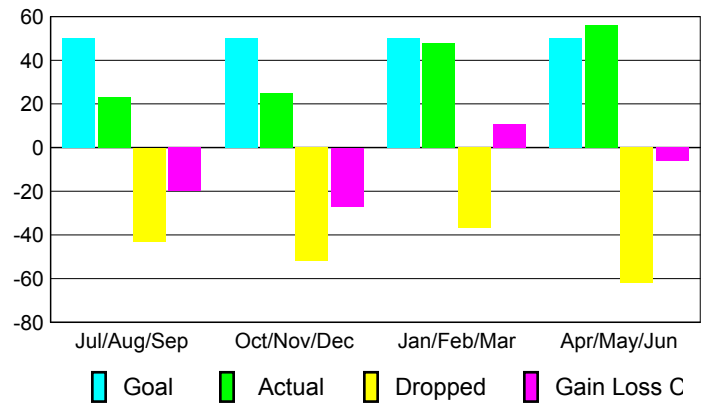
### Membership Results 2008-2009

### Membership 2007-2008

Month	Net Memb Goal	Actual New Memb	Actual Dropped Memb	Gain/Loss of Memb	Gain/Loss of Memb
Jul/Aug/Sep	50	23	-43	-20	-13
Oct/Nov/Dec	50	25	-52	-27	-12
Jan/Feb/Mar	50	48	-37	11	15
Apr/May/June	50	56	-62	-6	-13
<b>Totals</b>	<b>200</b>	<b>152</b>	<b>-194</b>	<b>-42</b>	<b>-23</b>

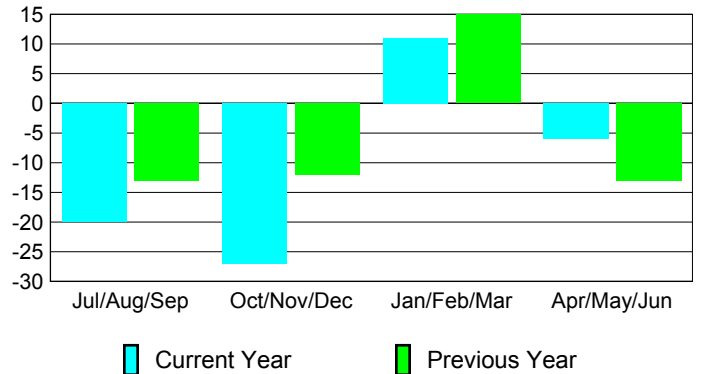
### Membership Results 2008-2009

Goal, New, Dropped, Gain/Loss

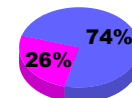


### Comparison of Membership Gain/Loss

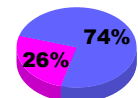
Current Year Compared to the Previous Year



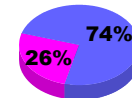
### Gender Comparison 2008-2009



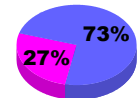
Jul/Aug/Sep



Oct/Nov/Dec



Jan/Feb/Mar



Apr/May/June

Male

Female